


Benefits of the 2010-2012 Statewide Energy Efficiency Plans

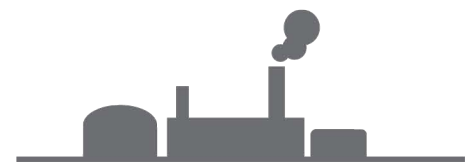


COMMONWEALTH OF MASSACHUSETTS



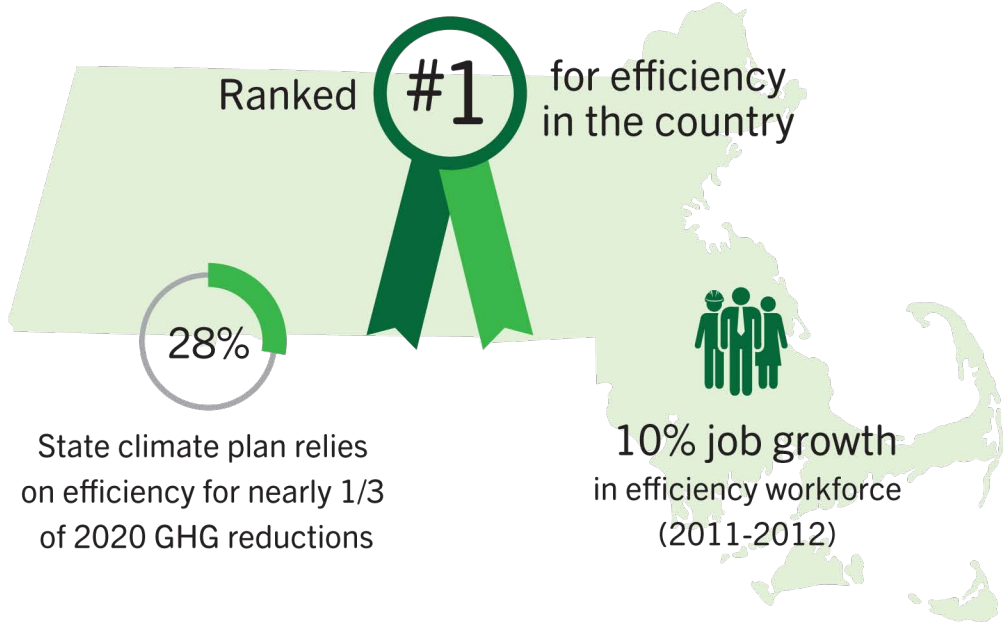
\$5.5 Billion in Benefits

\$1 invested in efficiency yields \$4+ in benefits




GHG Reductions

Avoided 1.39 million metric tons




LIFETIME ENERGY SAVINGS

= 1,000 GWh = 1 million therms = 1 million barrels



28,538 GWh of electricity



688 million therms of natural gas



2.4 million barrels of oil

Assumptions: Statewide benefits, GHG reductions, and lifetime energy savings are based on the 2010-2012 Massachusetts Joint Statewide Three-Year Electric and Gas Energy Efficiency Plans. Lifetime energy savings are actual values, based on summary data from the EEAC Consultants. State energy efficiency ranking from the ACEEE *State Energy Efficiency Scorecard* (ranked #1 in 2010, 2011, 2012). Energy efficiency employment growth rate from the *2012 Massachusetts Clean Energy Industry Report*. Contribution of energy efficiency in the state climate plan from the *Massachusetts Clean Energy and Climate Plan for 2020*.